

WELCOME TO THE 2020-2021 VIRTUAL BACK TO SCHOOL NIGHT!

PINELAND LEARNING CENTER





**DARWYN D. MINOR
PRINCIPAL**

**LISA LAMB SCHOOL
DIRECTOR**

**MARY ELLEN GRAHAM
EXECUTIVE DIRECTOR**

PINELAND LEARNING CENTER

SEPTEMBER 17, 2020



AGENDA



General
Information
Session
Power Point



Raffle
\$100-Foot Locker
\$50-Amazon
\$50-WalMart



Separate
Teacher
Meetings



You May Want To Grab a Pencil and Paper



WHAT'S NEW?



EVERYTHING!



**WE'VE NEVER
DONE THIS
REMOTE/HYBRID
MODEL BEFORE!**

We are 1 of only 3 schools in Cumberland County who are offering In-Person School

STUDENT ENROLLMENT BY THE NUMBERS

108 TOTAL STUDENTS ENROLLED

65 STUDENTS IN-PERSON

43 STUDENTS REMOTE



HOW TO RE-OPEN AND REDUCE THE RISK OF SPREADING GERMS?

Encourage parents to keep their child home if they are sick

Everyone must wear face coverings

Social distance from each other

Wash hands

Use hand sanitizer when unable to wash hands

Use gloves if necessary

Clean classroom/office space continually throughout the day

When in hallway follow the signage that is displayed on floor and walls

Contact Tracing

KEEP YOUR
CHILD AT
HOME IF
THEY ARE
SICK OR
HAVE
COVID 19
SYMPTOMS



This Photo by Unknown Author is licensed under [CC BY-SA](#)

COVID-2019
CORONAVIRUS

SYMPTOMS

FEVER

COUGH

DIFFICULTY BREATHING

SORE THROAT

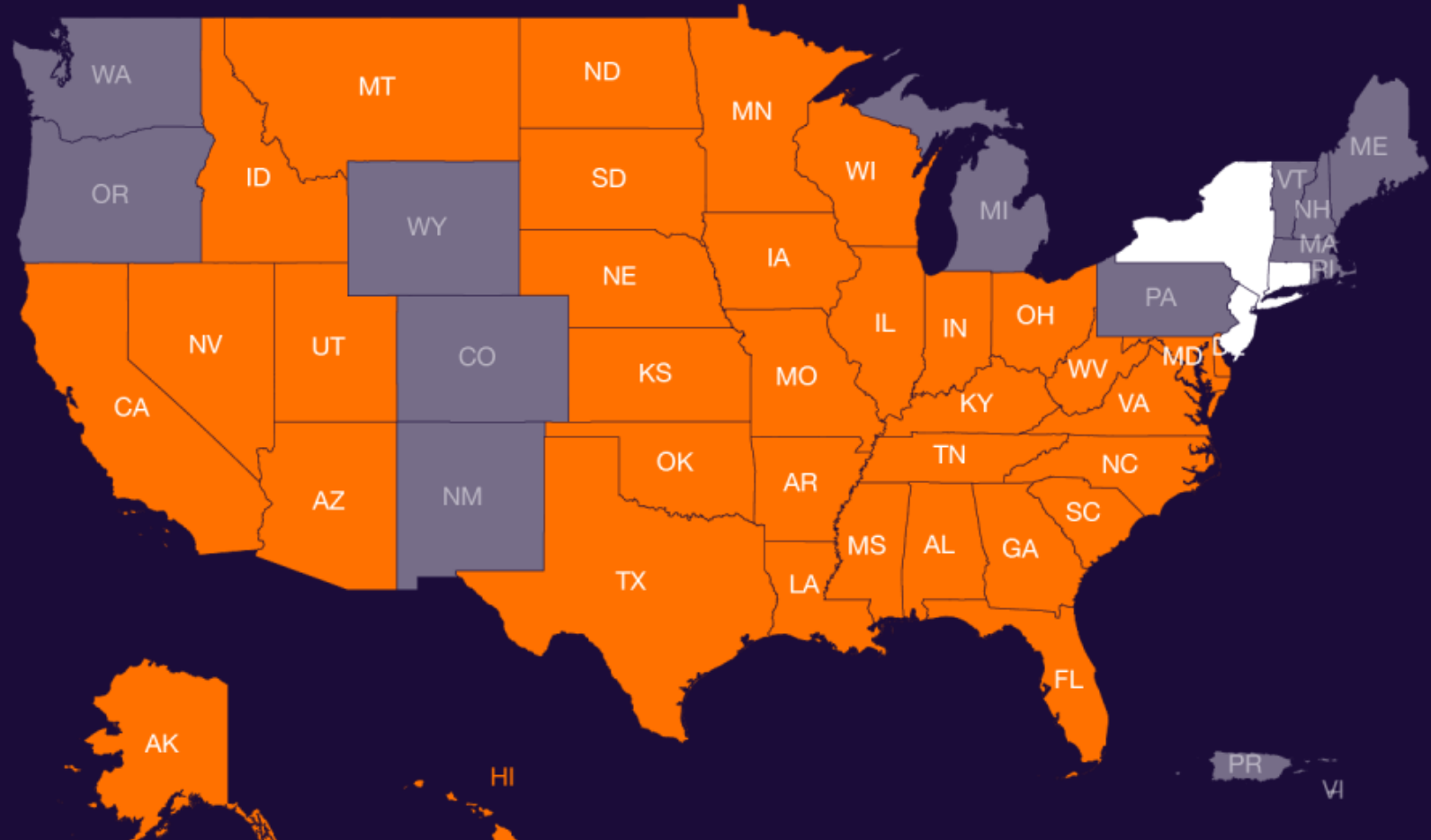
HEADACHE



TRAVEL ADVISORY

STATES UNDER NY, NJ, AND CT'S SELF-QUARANTINE RESTRICTIONS


Visitors from states in **orange** must self-quarantine for 14 days when traveling to the tristate area.



DAILY PROTOCOLS FOR STAFF AND STUDENTS ENTERING THE SCHOOL



SCREENING
QUESTIONS



TEMPERATURE



HAND WASHING

ILLNESS DURING SCREENING

STAFF

- After a temperature is taken that is 100.4 or higher and the nurse confirms with a second screening, the staff is asked to go home and contact their physician
- If a staff member has multiple coronavirus symptoms, they will be encouraged to see the nurse and a decision is made for the staff to go home and contact their physician

STUDENT

- After a temperature is taken that is 100.4 or higher and the nurse confirms with a second screening, the student will be isolated in the isolation room and the student will be sent home
- If a student has multiple coronavirus symptoms, contact the school nurse and the student will be evaluated and a decision will be made whether the student needs to be sent home

**PERSONAL
PROTECTIVE
EQUIPMENT**

FACE COVERING

GLOVES
(If necessary)

GOGGLES
(When necessary)

FACE COVERINGS

Staff and students required to wear face covering while indoors at all times

Face Coverings Should be washed.
Disposable face coverings available

Students must be the only one who touches their face covering

TOUCHLESS HANDWASHING STATION

Converted our water
fountains into touchless
handwashing stations
located in each
building

CONTACT TRACING



Important to follow building protocols and requirements



Cohorts



Staff Trained



Inform the Health Department

SOCIAL DISTANCING

REDUCED THE
NUMBER OF
STUDENTS PER
CLASS BY HALF

LIMIT USE OF SHARED OBJECTS BY STUDENTS IN THE CLASSROOM



Do not use shared items if possible



Create individual supply kits for students in the classroom



If you must share supplies or equipment, it must be cleaned after each student use (ex. Pencil sharpener)



Physical Education shared equipment must be pre-approved by supervisor



Do not share any items during meal-time

SOCIAL DISTANCING REMINDERS

```
graph TD; A[SIGNAGE] --> B[6 FT APART]; A --> C[FLOOR STICKERS AND FLOW ARROWS]
```

SIGNAGE

6 FT APART

FLOOR STICKERS
AND FLOW
ARROWS

SOCIAL DISTANCING

PLEXIGLASS
DIVIDERS

OUTDOOR
SPACES
WHEN
POSSIBLE



PHYSICAL EDUCATION EXPECTATIONS AND EQUIPMENT USE

All PE classes will take place outside accept during extreme inclement weather

Students and staff may remove their face covering during outdoor PE class as long as 6ft social distancing is met

Minimize activities where equipment is used—when using equipment eliminate the use of hands with equipment unless the equipment is not shared during the PE class

If equipment is used by individual students during PE, the equipment must be sprayed down and air dried before next use

RECESS

Schedule for
playground
equipment

Playground
equipment will be
cleaned prior to
recess and after
recess each day

Students may
remove face
covering during
recess time - Social
Distanced

Students wash hands
after recess

MEALS



Meals will be in the classroom



Kitchen staff will be delivering the meals



The meals will be packaged individually for easy distribution



Classroom staff will be responsible for distribution and collection from the students



Students should not put hands-on any item that is shared/teachers must manage this



Kitchen staff will collect all unused food and other kitchen items

Food Distribution Sites

Ms Stacey DeCore

(856) 378-5020 ext 113

Stacey.Decore@pinelandschool.org

**PLC
DAILY
CLEANING**



CLEANING SERVICE

Pineland Learning Center employs PedMar, a medical-grade experienced sanitizing cleaning and deodorizing company that has trained employees using approved and certified by EPA chemicals that eliminate viruses, bacteria and fungus, including COVID-19 to clean daily between 4:00-8:00 pm.

Additional Porter's service occur between 10:30 and 11:30 am in these high-traffic areas: all bathrooms, main entrance, central office, main hallway, staff room, nurse's office

TRANSPORTATION/PLC VEHICLE USE



Protocols for vehicle use are in
place.

Social Distancing

Cleaning

HYBRID OR REMOTE LEARNING MODELS

PARENT OPTION

THE USE OF TECHNOLOGY

Integrate

Integrate the use of the iPad, Google Classroom and on-line resources into everyday instruction

Train

Train the students in the utilization of the iPad, Google Classroom and the on-line resources

Guide

Guide the students through practice for virtual instruction

Address

Address issues with technology immediately

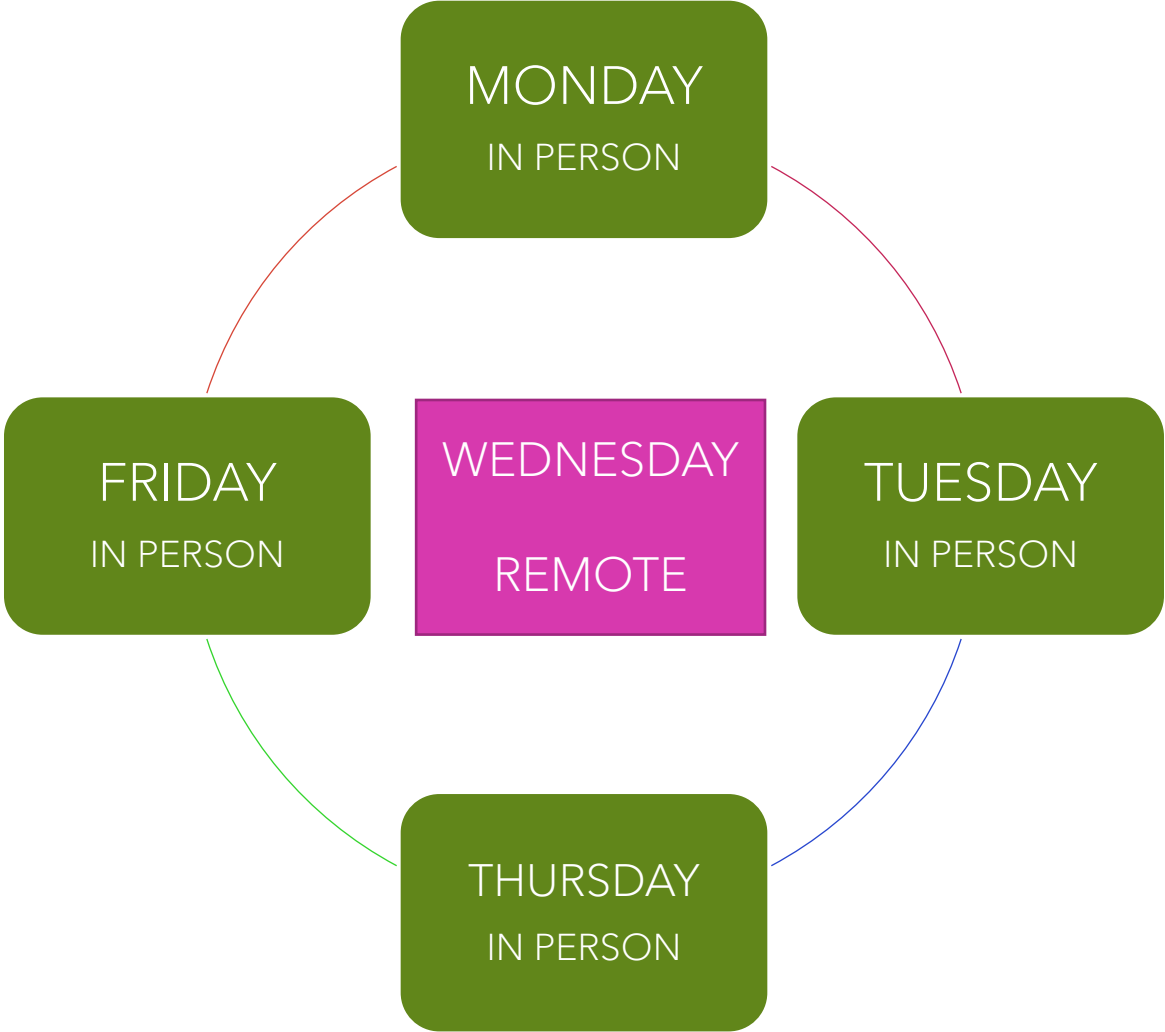
iPad/Software Technical Support

Ms Danielle Waugh

(856) 378-5020 ext 116

Danielle.waugh@pinelandschool.org

HYBRID MODEL



REMOTE MODEL



FOLLOW CLASS SCHEDULE

1

ATTEND DAILY
SCHEUDLED LIVE
CLASSES

2

COMPLETE AND
SUBMIT ALL
ASSIGNMENTS

3

BE AVAILABLE
FROM 8:30-2:30
TO
COMMUNICATE
WITH STAFF

Curriculum and Instruction

Ms Lisa Howell

(856) 378-5020 ext 218

Lisa.howell@pinelandschool.org



REMOTE STUDENT EXPECTATIONS WHILE VIRTUAL

STUDENT ARE EXPECTED TO

- BE DRESSED
- USED APPROPRIATE LANGUAGE AND MANNERS
- FOLLOW DIRECTIONS
- UTILIZE TECHNOLOGY APPROPRIATELY
- BE ON TIME FOR VIRTUAL CLASSES

REMOTE BEHAVIOR MANAGEMENT STRATEGIES

- INCENTIVES
- POSITIVE ENCOURAGEMENT FOR DESIRED BEHAVIORS
- PARENTAL SUPPORT AND ACCOUNTABILITY
- COLLABORATION BETWEEN SCHOOL AND HOME
- MUTE
- TURN OFF CAMERA
- HOME VISIT BY CRISIS INTERVENTION STAFF



WEDNESDAYS

TEACHER OFFICE HOURS FOR
REMOTE STUDENTS

RELATED SERVICES

REMOTE ASSIGNMENTS FOR IN-
PERSON STUDENTS

FACILITY CLEANING

Related Services

Ms Stacey DeCore

(856) 378-5020 ext 113

Stacey.Decore@pinelandschool.org

DAILY STUDENT ATTENDANCE FOR REMOTE STUDENTS

STUDENTS ARE EXPECTED TO PARTICIPATE IN ALL LIVE VIRTUAL CLASSES

STUDENTS ARE EXPECTED TO BE AVAILABLE FOR RELATED SERVICES AND TO COMMUNICATE WITH PLC STAFF DURING SCHOOL HOURS 8:30-2:30

IF A STUDENT MISSES A CLASS OR IS NOT AVAILABLE FOR RELATED SERVICES IT WILL BE CONSIDERED "CUTTING CLASS" AND WILL BE ADDRESSED AS SUCH

PARENTS WILL RECEIVE A NOTIFICATION IF YOUR CHILD HAS NOT ATTENDED ANY CLASSES AND IS CONSIDERED ABSENT FOR THE DAY. PLEASE RESPOND AND VERIFY

**PANDEMIC
SAFETY
MANAGEMENT
TEAM**

Monitors all the safety requirements and protocols that have been implemented.

Supports staff in training and encouraging the students to follow all of the safety requirements and protocols

Address issues that arise pertaining to the safety requirements and protocols

Communicates concerns, issues or ideas to administration about improving or modifying the safety requirements or protocols

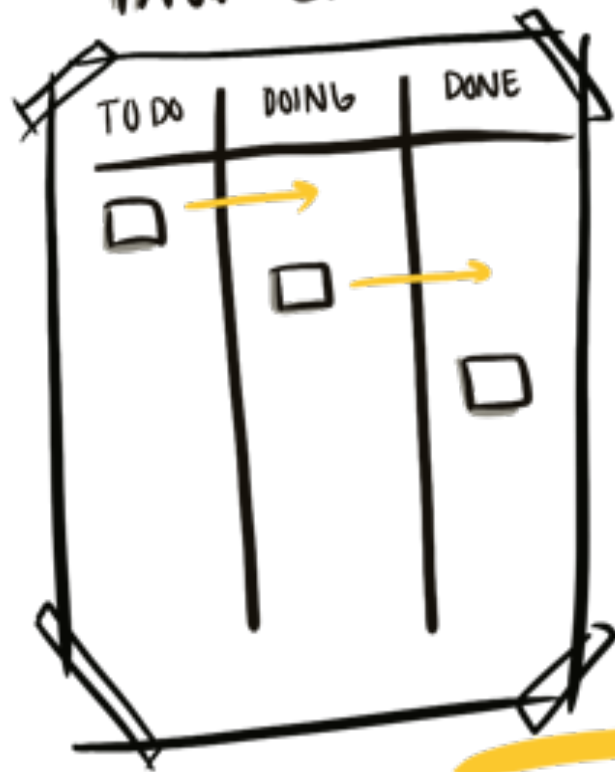
A silver key and a green paper cutout of a house are placed on a wooden surface. The key is on the left, and the house cutout is on the right. The text is overlaid in the center.

**TIPS FOR CREATING A
REMOTE LEARNING
ENVIRONMENT AT HOME**



@ANDREA60ETCHINS

TASK LIST

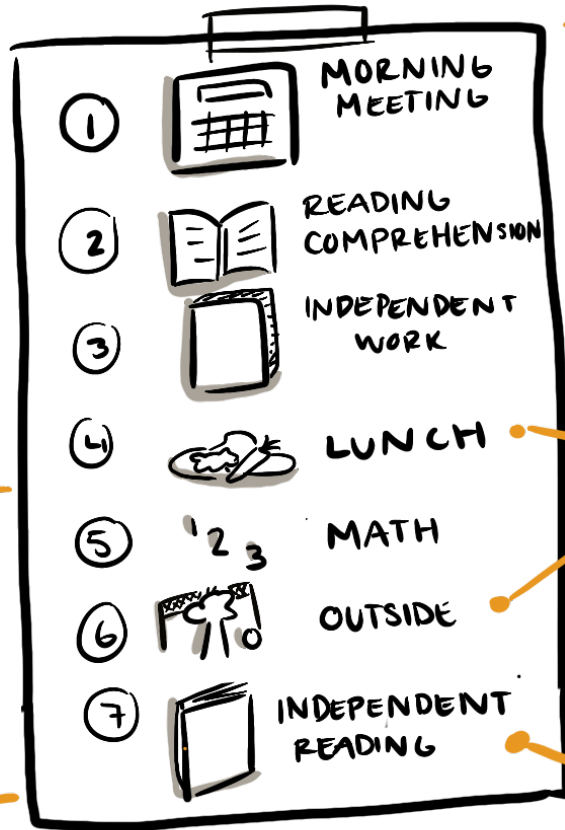


SCHEDULE INTO TASK LIST



MAKING TASKS
VISUAL WILL HELP YOUR
STUDENT SEE THEIR PROGRESS
WHILE YOU CAN MONITOR
AT A GLANCE!

VISUAL SCHEDULE



MAXIMIZE MORNING TIME!

TAKE ADVANTAGE OF YOUR CHILD'S PERSISTENCE

INCORPORATE BREAKS

CONSIDER HELPING YOUR CHILD IDENTIFY WHEN THEY NEED A BREAK

CONSIDER MORE HANDS ON ACTIVITIES HERE

PM IS TOUGH FOR YOUNG KIDS. BUILD IN MORE "FUN" ACTIVITIES HERE & MORE CHALLENGING IN AM*

IF YOUR CHILD ISN'T A READER YET YOU CAN CONSIDER AUDIO BOOK OR VIDEO **

* KID NOT A MORNING PERSON? SWITCH UP ACTIVITIES!

** YOU NEED A BREAK! BUILD IT IN WHEN YOU KNOW YOU NEED A MINUTE & ALIGN IT W/ INDEPENDENT TIME!

TIPS

- ① MAKE IT W/ VELCRO OR MAGNETS SO YOU CAN CHANGE IT
- ② REVIEW THE SCHEDULE AT THE BEGINNING OF THE DAY & SHARE YOURS SO KIDS KNOW WHEN YOU ARE FREE TO HELP
- ③ CONSIDER A FEW FLOATING BREAK YOUR KID CAN "USE" WHEN THEY ARE FATIGUED
- ④ ADAPT SCHEDULE TO INCLUDE VIRTUAL LESSONS W/ TEACHER

@ANDREA GOETCHIUS

INCENTIVES

KEEP YOUR STUDENTS MOTIVATED
AS THEY MAKE PROGRESS!

READ TO A
SIBLING OR PET



SMALL PRIZE



FACETIME A
LOVED ONE



Some ideas
for rewards/incentives

BUILD A PILLOW
FORT



POST FAVORITE
WORK ON FRIDGE



@ANDREA GOETCHIUS

TRANSITIONING
FROM 1 MODEL
TO THE OTHER



Notify your sending district to
arrange or stop transportation



Contact me "Principal Minor" to
inform me of your desire to
change

School Principal

“Principal” Minor

(856) 378-5020 ext 117

(609) 805-4794 (Cell)

Darwyn.minor@pinelandschool.org

**WE KNOW THIS
IS A
CHALLENGE**

Our Students
need us more
than ever!





**EXPECT THINGS
TO CHANGE AND
EVOLVE**

**SOME PICTURES OF
THE SCHOOL AND
THE CHANGES WE
HAVE MADE**





Welcome

**BEFORE ENTERING,
PLEASE READ THE
FOLLOWING GUIDELINES**



**Please have a face covering
as per the CDC Guidelines.**



**Please always maintain
proper social distancing
(6 feet).**



**Please keep your hands
clean/sanitized.**

Thank You!

Symptoms of Coronavirus (COVID-19)

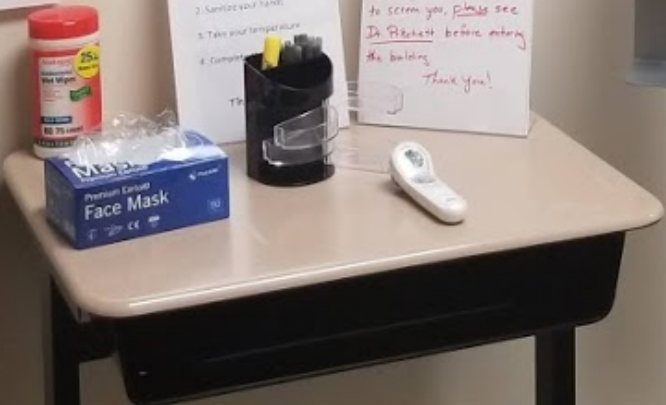



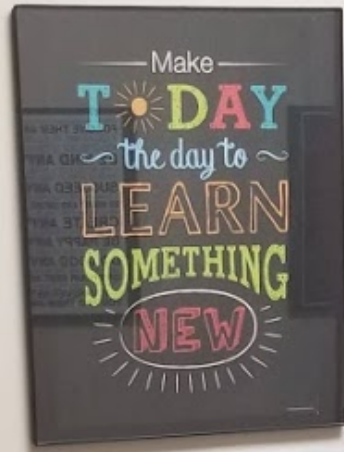
Know the symptoms of COVID-19, which can include the following:



COVID-19 SURVEY QUESTIONS

1. Is your temperature 100.4 or higher?
2. Over the last 24 hours, have you been in contact with anyone diagnosed with COVID-19 or who has shown multiple symptoms of COVID-19?
3. Are you currently experiencing multiple symptoms of COVID-19?



















- When washing dishes at sinks, use soap and hot water. Turn off the water when done and drying.
- It is important to keep all surfaces clean.
- Don't touch the face unnecessarily. Please always wear a mask and be covered at a break.
- When using a sink, please use the soap before turning on the water. The water will be cold at first, but will heat up quickly.
- Use a brush instead of a cloth to clean tables and benches.

9th-10th Technology
10th-10th ELA
10th-11th Math
11th-11th Science -¹⁵ *As Bathroom* *SA-Speech* *TR-Speech (A)*
11th-12th Lunch
12th-12th Specials (M-T 14, Fri.)
(Music, Cent., Group)
12th-1st PE
1st-1st Study Hall (RD - runs over other Monday)
1st-2nd Social Studies
2nd-2nd Complete Assignments
Prep for Dismissal

P Physical Learning Center

At the top right of the page, there are several small buttons or links: "Home", "About", "Contact", "Calendar", "Gallery", "Services", "FAQ", "Privacy Policy", "Terms of Service".



Conserve Water!
• Turn off the water when brushing.
• Turn off the water when shaving.
• Turn off the water when washing dishes or hands.
• Turn off the water when soaping.
• Turn off the water when washing your face.
• Turn off the water when washing your hair.
• Turn off the water when washing your clothes.
• Turn off the water when washing your car.
• Turn off the water when watering the lawn.
• Turn off the water when filling the pool.
• Turn off the water when filling the hot tub.
• Turn off the water when filling the car wash.
• Turn off the water when filling the sprinkler.
• Turn off the water when filling the hose.
• Turn off the water when filling the bucket.
• Turn off the water when filling the watering can.
• Turn off the water when filling the watering can.

8-8³⁰ Screen/Handwashing/Student News
8³⁰-9 Breakfast
9³⁰-9⁴⁵ S.E.L. ^{9³⁰ Inclusion}
9⁴⁵-10 Technology
10-10³⁰ ELA
10³⁰-11 Math ^{10³⁰ Ballroom II}
11-11³⁰ Science ^{11³⁰ JA-Spanish II}
11³⁰-12 Lunch
12-12³⁰ Specials (M-T Th Fri)
12³⁰-1 PE (Music, Cent, Group)
1-1³⁰ Study Hall (Rt-Cross every other Monday)
1³⁰-2 Social Studies
2-2³⁰ Complete Assignments
Prep for Dismissal

Synonyms are words that have similar meanings!

Barn	Farm	Tractor	Sheep	Cow
Car	Bus	Train	Bicycle	Motorcycle
Ship	Boat	Plane	Helicopter	Jet

Antonyms opposite meanings!

Hot	Cold	Light	Dark	Fast	Slow
Happy	Sad	Up	Down	Big	Small
Good	Bad	Yes	No	Open	Close

P Professional Learning of Educators

Click to view the content and self-reflection assessment for each topic:

- Behavior Management Strategies
- Classroom Management
- Instructional Strategies
- Professional Learning
- Professional Practice
- Professional Standards
- Professional Development
- Professional Growth

Home Learning Support

- Home
- Learning
- Support
- Resources
- Tools
- Checklist















T Gg Hh Ii Jj Kk Ll Mm Nn Oo Pp Qq Rr Ss Tt Uu Vv Ww Xx Yy Zz

























SANITIZED
Date: *4/15*
Time: _____
By: _____



520

FLASHING LIGHT INDICATES
LOCK DOWN
LEAVE THE PREMISES
AND CALL 911

103

P



Germicidal Blue Non-Ozone UV Light Tubes were installed in all HVAC units to ensure that indoor facilities have adequate ventilation. These light tubes must be changed every year. They extend the life of the air system by keeping coils and drain pans free of mold and improve indoor air quality by killing airborne bacteria and viruses.



Time for the Raffle!

